



ASPECT WINDOWS
& PATIO DOORS

ASPECT™ WINDOWS & PATIO DOORS

SHOWN ON THE COVER

White Aspect™ Picture Windows

SHOWN ON THIS PAGE

White Aspect 3-Lite Casement
with Cottage-TS Style Internal Grids

Table of Contents

ENERGY STAR®	02	Super Spacer®	17
SunShield® Vinyl	05	Glass Packages	18
Features: Window & Patio Door Styles	06	Understanding the NFRC Label	19
Garden Window Features	08	Privacy Glass	22
Bay and Bow Features	09	Tinted Glass and Grids	23
Window Features	10	Internal Blinds	25
Patio Door Features	11	MasterFit™ Trim	26
Colors	12	Accessories	27
Hardware	13	Warranty Highlights	30
Screens	14	Discover More	32
Insulated Glass Units	16		

THE PROFESSIONAL WAY

ProVia® caters to a niche within the window and door market that demands a high degree of customization coupled with outstanding quality. Our company defines the products that meet this demand as "professional-class." We have found success by adhering to a set of core values that guide us as we develop rewarding, long-term relationships with our employees, customers and homeowners.



**Our Mission: To Serve, By Caring
for Details In Ways Others Won't**



**DOORS | WINDOWS
SIDING | STONE | ROOFING**



Doing Business Since 1977



2,200+ Associates Nationwide



**Multi-Time ENERGY STAR
Partner of the Year Award Winner**



**Serving Alongside "8 Days of
Hope" helping Rebuild Homes,
Communities and Lives**



**2,425,000 sq. ft Total
Manufacturing / Warehouse Space**



**12,000 Tons of Metals, Paper,
Glass and Vinyl (Window and
Siding) Recycled Annually**

INDUSTRY ASSOCIATIONS, ACCREDITATION AND TESTING

ProVia actively engages with leading industry organizations such as the Window & Door Manufacturers Association (WDMA), the Fenestration and Glazing Industry Alliance (FGIA), and the National Fenestration Rating Council (NFRC).



Through its membership in WDMA, ProVia collaborates on standards and advocacy efforts to advance the window and door industry.



Involvement with FGIA allows ProVia to stay at the forefront of glazing and fenestration technology, benefiting from shared research and best practices.



ProVia's participation in NFRC ensures that through voluntary third-party testing, their products meet rigorous energy performance and rating standards, reflecting their commitment to sustainability and quality.



Did You Know?

ENERGY STAR certified windows, doors and skylights can reduce your energy bills by up to 15% while helping protect the environment.

ENERGY STAR® PARTNER

ProVia® ENERGY STAR certified windows are independently tested and certified to meet strict energy-efficiency standards. The annual Partner of the Year Awards are given to a select group of organizations that have made outstanding contributions to protecting the environment through energy efficiency.

ENERGY STAR is a U.S. Environmental Protection Agency (EPA) voluntary program that helps businesses and individuals save money and protect our climate through superior energy efficiency. The ENERGY STAR guidelines were established to reduce greenhouse gas emissions and other pollutants caused by the inefficient use of energy.



LEARN MORE AT
[ENERGYSTAR.GOV](https://www.energystar.gov)



ENERGY STAR & ENVIRONMENTAL STEWARDSHIP

When you purchase energy-efficient windows and patio doors from ProVia, you're doing more than conserving energy in your own home. You're supporting our company's commitment to protecting the environment that we all call home.

At ProVia, not only do we manufacture energy-efficient products, we also exercise corporate environmental stewardship. Here are a few examples:

- ✓ **WE RECYCLE** – Paper, metals, glass and vinyl.
- ✓ **TRANSPORTATION SAVINGS** – Our trucks use the TriPac Idle Reduction and Temperature Management System.
- ✓ **POLLUTION PREVENTION** – Our Pollution Prevention Program has dramatically reduced solvent usage since 2002.
- ✓ **GOING PAPERLESS** – Our electronic ordering and internal paperless systems reduce paper usage.
- ✓ **SOLAR PANELS** – Solar panels are being used at three production facilities to reduce energy use.

ENERGY PERFORMANCE CALCULATOR

ENERGY STAR and the EPA are committed to improving manufacturer's products to ensure energy-efficient products are being produced.

ProVia is committed to helping you find energy-efficient windows and patio doors that meet ENERGY STAR requirements.

Follow the QR Code to find the NFRC ratings and ENERGY STAR qualifications of a window or patio door.



SCAN ME

Why Buy ENERGY STAR Certified Windows and Patio Doors?



SAVE ENERGY & REDUCE POLLUTION – Lower energy consumption reduces greenhouse gas emissions from power plants and shrinks a house's carbon footprint.




SAVE MONEY – Replacing old windows with ENERGY STAR certified windows lowers household energy bills by an average of 12% nationwide.



GET COMFORTABLE – With ENERGY STAR certified windows, the interior glass stays warmer keeping you comfortable even when the temperature outside dips well below freezing.



PROTECT VALUABLE INTERIORS – Curtains, wood floors or a favorite photograph can fade or discolor after repeated exposure to direct sunlight. Many ENERGY STAR certified windows have a special coating on the glass that acts like sunscreen for your house. These special coatings reduce fading by as much as 75% without noticeably reducing visible light.



White Aspect™ Casement Windows mulled
to Fixed Casements with Internal Grids

SUNSHIELD® VINYL

Your Versatile Window Solution

Aspect windows are constructed of SunShield vinyl, made with a compound proven to perform better than alternative building materials. SunShield weathers the toughest conditions — from coast to coast, and everywhere in between.

SIMPLY THE BEST FORM OF PVC AVAILABLE

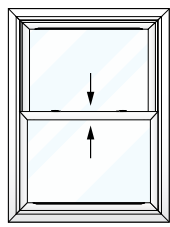
SunShield is the industry's most high-performing vinyl compound for color retention and impact resistance.

It's a proprietary formula that's laboratory-proven to perform better than alternative building materials.

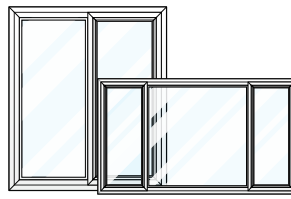
- ✓ Vinyl is the low-maintenance choice for residential use.
- ✓ The vinyl compound is uniquely formulated to withstand the harsh effects of weather, UV light and southern exposure.
- ✓ Pharmaceutical-grade compounding and blending systems provide consistency, so you can rely on superior color and weatherability.
- ✓ Industry partnerships and on-going research into new technologies ensure the vinyl compound exceeds industry standards, outperforms the competition, and works together to offer best-in-class technology.
- ✓ Resistant to rot, insect, and microbial damage.
- ✓ Never requires painting.
- ✓ Easy to clean with common household cleaners.
- ✓ 100% Recyclable for a more sustainable future.
- ✓ Helps to reduce your heating and cooling costs with nearly 1,600 times the thermal efficiency of aluminum windows.
- ✓ Resistant to water and light for uniform quality and color over time.




Window & Patio Door Styles



DOUBLE HUNG




2 & 3 LITE SLIDER



CASEMENT & AWNING

FEATURES

FRAME DEPTH	3 ¼"	3 ¼"	3 ¼"
VINYL	Sunshield®	Sunshield®	Sunshield®
CONSTRUCTION	Welded Frame & Sash	Welded Frame & Sash	Welded Frame & Sash
GLAZING	Exterior	Exterior	Exterior
SASH PROFILE SHAPE	Cove	Cove	Square
INTERIOR AND EXTERIOR ACCESSORY GROOVES	✓	✓	✓
GRAPHITE POLYSTYRENE FOAM INSULATION	Optional	Optional	Optional
REINFORCEMENTS	Innergy®	Innergy®	Innergy®
WEATHERSTRIPPING	Barrier Fin & Bulb Seal	Barrier Fin & Bulb Seal	Bulb Seal
COMFORTECH™ DLA GLAZING SYSTEM	¾"	¾"	¾"
SCREEN FRAME	Half - Roll Formed	Half - Roll Formed	Full - Extruded Aluminum*
BETTERVUE® FIBERGLASS MESH	✓	✓	✓
FLEXSCREEN®	Optional	Optional	
LOCKS/HARDWARE	Profile™ SA (single action)	Profile™ SA (single action)	Crank Handle
INTEGRAL INTERLOCK	✓	✓	
ADDITIONAL HARDWARE	Tilt Latches and Dual Vent Locks	Vent Lock	Washability Hinge & Corner Drive System (casement only)
BALANCE SYSTEM	Constant Force		
WEEP HOLES	✓	✓	✓
ADDITIONAL FEATURES	<ul style="list-style-type: none"> • Top Sash Retention 	<ul style="list-style-type: none"> • Brass Rollers • Anchor Stops (3-Lite) 	<ul style="list-style-type: none"> • Optional Stainless Steel Hardware • Quick Release Dual Arm Operator (Standard - Awning)



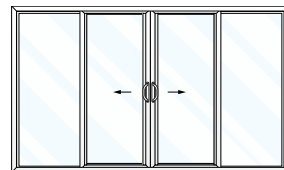
PICTURE



HOPPER



SHAPES



PATIO DOORS

3 ¼"

3 ¼"

3 ¼"

4 ⅝"

Sunshield®

Sunshield®

Sunshield®

European Vinyl Formulation

Welded Frame

Welded Frame

Welded Frame

Mechanical Frame & Welded Sash

Interior

Exterior

Interior

Exterior

Square



Optional

Optional

Optional

Galvanized Steel

Barrier Fin & Bulb Seal

Barrier Fin & Bulb Seal

¾"

¾"

¾"

1"

Full- Roll Formed



Zinc Cast Top-Mounting Lock & Hinge

Classic Hardware

Standard: Footlock
Optional: Accuvent™



- Direct Set Glass
- Sloped Sill

- Insulated Panel Option available for Dryer Vent
- Available in white

- Direct Set Glass
- Optional Operating Octagon
- Single Hung Circle Top
- Single Hung Eyebrow


- 2, 3 And 4-Lite Options
- Patented Sliding System and Water Drainage System

* Internal blinds in Casement and Awning windows cannot be operated while the screen is in place.
To open or close the blinds, the screen must first be removed.

See the following pages for information on Garden and Bay/Bow windows.



GARDEN WINDOW FEATURES

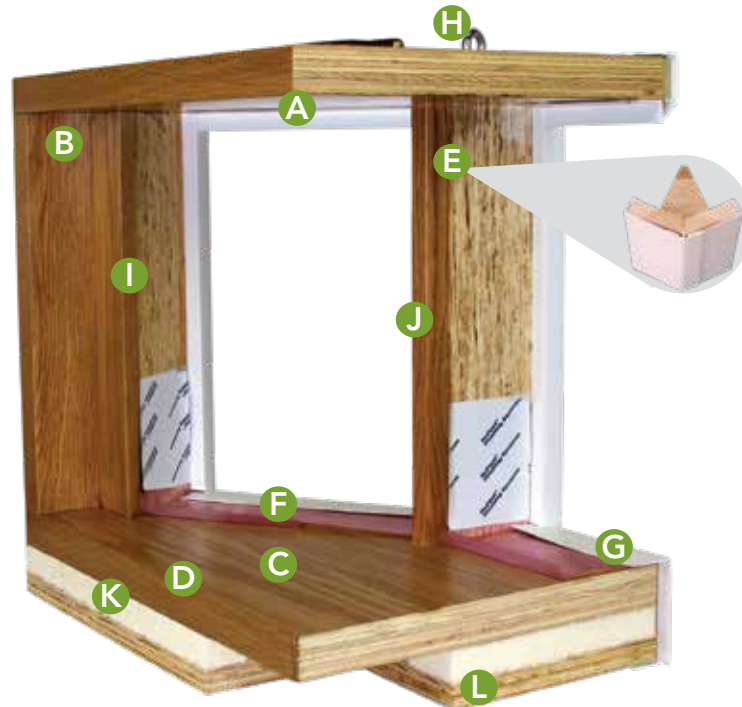


- A** 1" ComforTech™ DC Double Glazed Clear Glass (Double-Glazed Low E with Argon also available).
- B** Twin-sealing, fully screened, operating casements with external glazing for improved weather protection.
- C** Locks and operators are conveniently mounted to the inside front area for easy access.
- D** The multi-point locking system provides a tighter seal and additional security.
- E** Both the venting sashes and deadlites have a built-in weep system.
- F** The projection of the window from the exterior wall face is a constant 17 inches.
- G** Both operating sashes come standard with FlexScreen®.
- H** OPTIONAL - One or two adjustable glass shelves with polished edges, brackets and standards. Depending on the width of the unit, the glass thickness will either be $\frac{3}{8}$ " or $\frac{1}{2}$ ".
- I** Vinyl frame will not chip, rot, peel and will never need to be painted.



**SCAN FOR MORE ON
GARDEN WINDOWS!**

BAY AND BOW FEATURES



A Head

B Side Jamb

C **Seat Board:** 1¼" Furniture Grade Oak or Birch Veneer.

D **Edge Banding:** Exposed plywood interior edges of the head, seat and side jamba are covered with matching wood edge banding.

E Our **solid wood mullion** design is lag bolted to the head and seat for maximum strength and support. This unique design is made out of TimberStrand® laminated lumber.

TimberStrand is made from Aspen trees cut into thin strands and then dried and laminated together with a polyurethane resin. It is then pressed and steam injected to create a wood billet creating a strong and durable material that is 25% stronger than standard wood and will not absorb or release moisture.

F This **window panning system** is the ultimate protection against water infiltration. The PVC panning profiles wrap around and are adhered to the vertical mullions and seat board creating an interior gutter system.

G The **exterior is PVC wrapped** and painted to match the window exterior color.

H To ensure our windows will never bow or sag, we use adjustable **turn-buckled cable support system** to support the frame from the top with heavy-duty 6" hook and turnbuckle.

I Side Wedge

J Mull Cap

K Fully Insulated (Optional)


L Insulate to Jamb (Optional)

Bay and Bow windows can be configured using a combination of Double Hung and Picture windows or Casement, Fixed Casement, and Awning Windows.

**SCAN FOR MORE ON
BAY AND BOW WINDOWS!**




WINDOW FEATURES & BENEFITS



REINFORCEMENT

INNERGY® Thermal Reinforcements are the innovative, energy-efficient alternative to aluminum with added insulating properties making it 700x better.



GLASS PACKAGE

Aspect™ windows feature a ¾" Comfortech™ insulated glass unit. A DLA glass package is standard.



INSULATION (OPTIONAL)

A graphite foam insulation can be added to the frame, providing greater energy-efficiency and performance.



BARRIER-FIN WEATHERSTRIPPING

This weatherstripping provides a barrier against air, water, dust and noise.



BULB SEAL WEATHERSTRIPPING

This weatherstripping prevents water from penetrating the foam cell structure and has a unique UV-resistant barrier.



FRAME

Aspect windows are constructed with a 3¼" vinyl frame. Both the sash and frame are welded for increased strength.



ROLL FORM SCREEN FRAME

A sturdy frame that holds the screen mesh in place and is easy to remove for cleaning and maintenance.



BETTERVUE® FIBERGLASS MESH

This mesh is very durable and flame retardant, providing an enhanced view, increased insect protection and improved airflow.



FLEXSCREEN® (OPTIONAL)

A great alternative screen frame option that is easy to install. It perfectly hides within the window frame, drastically improving sight lines.



PROFILE™ SA LOCKS*

SA stands for "Single Action" - it locks the window with a simple sweep.



INTEGRAL INTERLOCK*

The top and bottom sashes come together with an extruded (integral) interlock to ensure stability when locking the window.




BALANCE SYSTEM*

The Constant Force balance system allows the top and bottom sashes on a Double Hung window to effortlessly slide up and down.


* Applies to Double Hung Windows.

PATIO DOOR FEATURES & BENEFITS



REINFORCEMENT

Galvanized steel reinforces the panels and sill to ensure rigidity and stable operation.



GLASS PACKAGE

Aspect patio doors feature a 1" ComforTech™ insulated glass unit. A DLA glass package is standard.



INSULATION (OPTIONAL)

A graphite foam insulation is added to the frame, providing greater energy-efficiency and performance.



BARRIER-FIN WEATHERSTRIPPING

This weatherstripping provides a barrier against air, water, dust and noise.



BULB SEAL WEATHERSTRIPPING

This weatherstripping prevents water from penetrating the foam cell structure and has a unique UV-resistant barrier.



SLIDING SYSTEM

A patented sliding system, featuring four adjustable 1" wheels per operating panel, allows the sash to glide effortlessly on the sill.




ALUMINUM SCREEN FRAME

A rigid and durable frame that holds the screen mesh in place and is easy to slide within the screen track.



SCREEN LATCH

A spring-loaded screen latch system automatically engages upon closing.



BETTERVUE® FIBERGLASS MESH

This mesh is very durable and flame retardant, providing an enhanced view, increased insect protection and improved airflow.



FOOTLOCK

In addition to the multi-point lock, this secondary security feature locks the active sash at the sill in two positions: completely closed or slightly open to allow air in.*



ACCUVENT™ (OPTIONAL)

ProVia's proprietary design featuring a sash lever combined with a top-mounted ratchet and lock system allowing multiple venting locations and peace of mind.*



PATENTED WATER DRAINAGE SYSTEM

This allows water on the sill to drain to the exterior of the home.

* Neither AccuVent nor Footlock are available for wind load or coastal impact rated patio doors.

COLORS

Interior and Exterior Vinyl



TUFTEX™ Smooth Cladding Colors

Aluminum trim coil with mar-resistant smooth finish



Always refer to our color selector for accurate color representation.



Sandstone Aspect™ Casement,
Slider and Double Hung Windows

HARDWARE

Windows

Double Hung and Slider



Profile™ SA Lock
May upgrade to Profile™ DA locks
for Double Hung Windows.

Standard Finishes

- White
- Beige
- Sandstone

Casement and Awning



Crank Handle

Patio Doors

Classic Hardware
available with
and without keylock



Standard Finishes

- White
- Beige
- Sandstone
- Black

Optional Finishes

- Bright Brass
- Satin Nickel
- Flat Bronze



White Profile™ SA Locks with Tilt Latches

SCREEN MESH TYPES



BETTERVUE® SCREEN MESH (STANDARD)

BetterVue insect screening with Water Shed Technology™ coating repels water, prevents dirt and debris from staying on the screen and remains cleaner longer. It is suitable for all window and patio screen door applications.

- Durable, hydrophobic coating will not wash off
- Sheds water and debris during rain storm
- Increases life expectancy of the screening
- Greater openness for better airflow and more natural light
- GREENGUARD certified

HEAVY DUTY SCREEN MESH

This heavy-duty mesh is made from vinyl-coated polyester, making it tear and puncture resistant, and one of the most durable screen options on the market. This is ideal for use in high traffic areas. It installs just like regular screening but is three times stronger than standard fiberglass, and won't need to be replaced nearly as often.

SEEVUE® STAINLESS STEEL SCREEN MESH

SeeVue is woven from stainless steel, which not only improves visibility with its fine wire diameter, but also makes this product much stronger than the standard insect screen. It has a black finish that offers excellent visibility (iVis) designed to maximize an outward view, making it sharper and more brilliant. It allows superior airflow and meets the high standard of insect protection.

ALUMINUM SCREEN MESH

Charcoal aluminum screen mesh offers excellent outward visibility and is coated with a rich charcoal finish applied by a electrodeposition paint system. The glare is reduced by the dark color, which improves the outward visibility. The consistent finish of the screen gives it an architect-pleasing appearance.

FLEXSCREEN®

Optional for Aspect™ Double Hung and Slider windows.



BEAUTIFULLY INVISIBLE

This sleek, flexible frame hides in your window's screen track and virtually disappears; this is unlike other aluminum frames that block a portion of your view. With FlexScreen, you'll enjoy a better view.



DAMAGE RESISTANT

The FlexScreen frame is crafted from high-carbon, oil-tempered, phosphate-enhanced spring steel, the same material used in garage door springs and car shock absorbers. This durable core is coated with Duralloy PVC, the same protective layer found on outdoor park benches and dishwasher racks.

FlexScreen is built to endure the toughest conditions—tested in over 4,000 hours of salt spray and high wind scenarios. Whether facing harsh climates or everyday wear and tear, a properly fitted FlexScreen will perform flawlessly.



SIMPLE DESIGN

FlexScreen is the first and only window screen to include no attachment hardware. This revolutionary, flexible design snaps into place in seconds and removes just as quickly. But with FlexScreen, there's no need to store your screens! The spring steel frame is coated in exterior-grade PVC and is so durable that it can withstand even the harshest elements. Leave your window screens in year-round with no worries, and save space!



EFFORTLESS INSTALLATION

From outside or inside the home, FlexScreen installation and removal are very simple. With no attachment hardware, it alleviates the hassle. You can easily install an entire house with FlexScreens in less than 10 minutes.



INSULATED GLASS (IG) UNITS

LOW-E GLASS

Special coatings reflect infrared light, keeping heat inside in the winter and outside in the summer. They also reflect damaging ultraviolet light, which helps protect interior furnishings from fading.

GAS FILLS

Energy-efficient products have either argon or krypton gases between the panes. These odorless, colorless, non-toxic gases are more dense than air, increasing insulation and improving thermal efficiency.

MULTIPLE PANES

Two or three panes of glass with an air or gas-filled space in the middle, insulate much better than a single pane of glass.

WARM EDGE SPACERS

A spacer keeps the glass panes the correct distance apart. Non-metallic spacers insulate pane edges, reducing heat transfer through the window.

Glass Strength

When ordering glass for windows, you can choose single, double or triple strength glass.

1_x

2.5mm or $\frac{3}{32}$ " panes
Available in annealed only

2_x

3mm or $\frac{1}{8}$ " panes
Available in tempered or annealed

3_x

5mm or $\frac{3}{16}$ " panes
Available in tempered or annealed

SUPER SPACER®

Between You and The Elements

Warm edge technology is more than just a low-conductive product that helps make insulated glass units more thermally efficient. The warm edge spacer is the seal that keeps the glass package in windows and patio doors from failing. Super Spacer is a dual-seal insulating glass system. This non-metal, structural foam spacer resists condensation, reduces energy costs, provides long-life durability and adds both comfort and value to your windows and patio doors.

Super Spacer is better able to ensure NFRC ENERGY STAR® certification by providing the best thermal conductivity, the lowest U-Factor among dual-seal systems and the best durability available in the industry. The all-foam formula blocks the heat escape path, improves sound absorption over traditional metal spacers and lasts up to nine times longer in durability tests than single-seal units. The all-foam formula reduces the effects of temperature changes, barometric pressure, wind load and glazing pressure, resulting in less seal failure and fewer stress cracks.




ENHANCED NOISE REDUCTION

The all-foam formula's excellent sound dampening properties reduce outside noise, even in industrial environments.



MYLAR 10-LAYER VAPOR BARRIER

The Super Spacer thermoset foam matrix is exceptional. Moisture is kept out, gas is kept in and conductivity is virtually nonexistent.



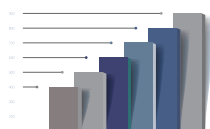
THE NO-METAL ADVANTAGE

Thermal efficiency through no presence of conductive metals is the Super Spacer hallmark.



LASTING APPEARANCE

The Warm Edge Glazing System stands up to the natural bending and bowing from temperature changes, barometric pressure and wind load.



IMPROVED STRENGTH

The P-1 test exposes units to 140°, 95-100% humidity and constant UV bombardment. Each week of testing is equal to one year of field use. Super Spacer survives with long term P-1 performance with a low seal failure history.



WARMEST EDGE

Super Spacer provides the warmest edge among dual-seal systems with up to +14.4° F / 8° C warmer temperatures at the edge of the glass.

COMFORTECH™ GLASS PACKAGES


Standard for Aspect™

DLA



●●●●○○○○○○
R-Value of 4

DLA-UV



●●●●○○○○○○
R-Value of 4

DLA-UV-HC



●●●●○○○○○○
R-Value of 5

TLA-UV



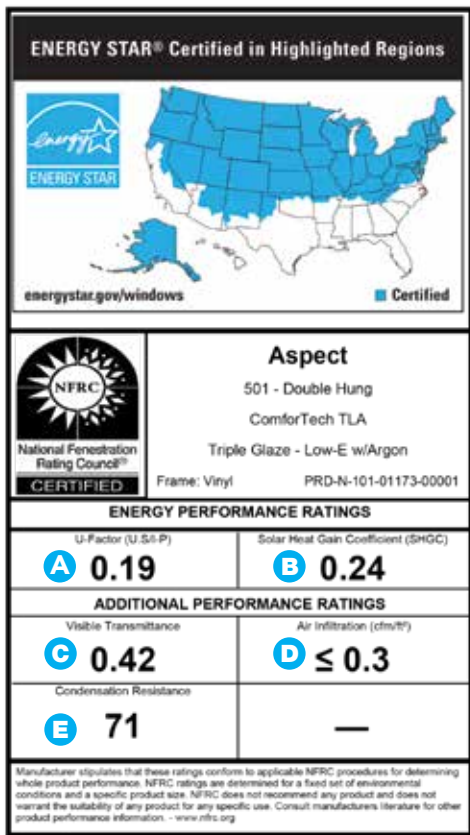
●●●●○○○○○○
R-Value of 6

ENERGY STAR® CERTIFIED WINDOWS & PATIO DOORS

- 1 Are manufactured by an ENERGY STAR partner
- 2 Are independently tested, certified and verified by the National Fenestration Rating Council (NFRC)
- 3 Have NFRC ratings that meet voluntary energy efficiency guidelines set by the U.S. Environmental Protection Agency (EPA). Though ENERGY STAR does not require any specific technologies, certain product features are common in many certified products.

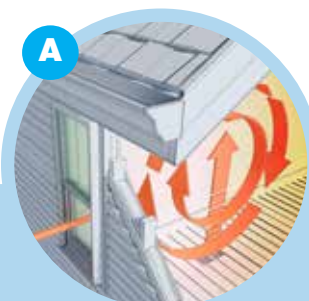
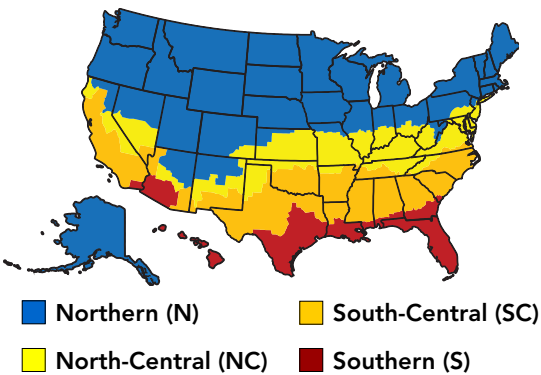
Visit energystar.gov to learn more.

UNDERSTANDING THE NFRC LABEL



ENERGY STAR REQUIREMENTS

Climate Zone	U-Factor	SHGC	
Northern	≤ 0.22	≥ 0.17	Prescriptive
	= 0.23	≥ 0.35	Equivalent Energy Performance
	= 0.24		
	= 0.25	≥ 0.40	
	= 0.26		
North Central	≤ 0.25	≤ 0.40	
South Central	≤ 0.28	≤ 0.23	
Southern	≤ 0.32	≤ 0.23	



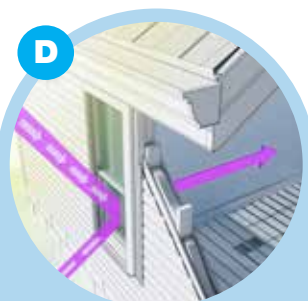
U-Factor
Insulating value of the entire window system. Lower numbers reflect better insulating value.



Solar Heat Gain Coefficient (SHGC)
Amount of heat from the sun passing through the glass. Lower numbers indicate glass is keeping heat from entering your home. SHGC is measured on a scale from 0 to 1.



Visible Transmittance
Amount of visible light passing through the glass. Higher numbers indicate glass is allowing more light to enter your home. Visible transmittance is measured on a scale from 0 to 1.



Air Infiltration
How much air is entering or escaping through the window. Lower numbers indicate air is kept from entering or escaping.

E Condensation Resistance – Amount of moisture it takes for glass to condensate when exposed to extreme interior and exterior temperature changes. Higher numbers indicate better resistance to condensation. Condensation resistance is scored on a scale of 0 to 100.





White Aspect™ Double Hung
Windows with Colonial Style
Internal Grids

GLASS OPTIONS

Privacy Glass

Choose from six different types of glass if you need light to filter in, yet want to maintain privacy. These glass styles look great in rooms where privacy is important.



Chinchilla



Taffeta



Waterfall



Gluechip



Obscure Pebble



Frosted

Actual privacy levels will vary depending on your distance from the glass and also the amount of light in the room in comparison to the light outside your home. For extra privacy, contact customer service to add an extra pane of privacy glass to your window or patio door order.

Tinted Glass

Tinted glass can help reduce UV transmittance, solar heat gain and glare. Tinted glass options can give a room a whole new look, providing its own unique set of benefits. Be sure to choose the right one for your home.



Clear Glass



Bronze

High visible light transmittance
Warm glow to interior décors
Complements brick and stone
Ultraviolet light protection



Green

Subdues interior brightness
High visible light transmittance



Gray

Excellent glare control
Exceptional protection against interior fabric and color fading
Ultraviolet light protection



Blue

Low shading coefficient
High visible light transmittance
Solar performance (reduces solar heat gain)

GRIDS

The style of grids you choose can make a big impact on your home's appearance. Grids look great on the front side of a house or in accent windows throughout the home.

External Grids (Simulated Divided Lites)

*Windows only

Grids are applied to the glass on both the interior and exterior of the window.

Choosing SDL's allows you to match your interior and exterior grids to the color selected for your windows.



Internal Grids

If you want grids, but prefer not to clean around them, opt for internal grids so you get the same look without the hassle.



Contoured



Flat



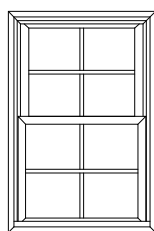
Pencil

Available in Satin Nickel, Brass and Bronze (for windows only)

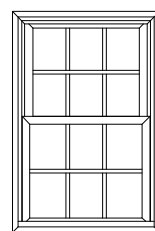


V-Groove

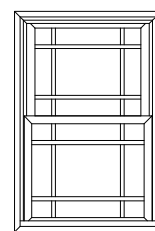
Available in 3/8"



Cottage



Colonial



Prairie





White Aspect™ 2-Lite Patio Door
with White Internal Blinds and
Satin Nickel Hardware with Keylock

WHITE INTERNAL BLINDS

Crafted with powder-coated aluminum extrusions, our internal blinds are designed for exceptional UV resistance. Encased in durable tempered safety glass, these blinds are shielded from weathering, damage, and dust, ensuring long-lasting performance. The ergonomic operator allows for effortless control, making it easy to raise, lower, and tilt the blinds to your desired position.

While blinds-between-the-glass offer a practical solution for blocking harsh sunlight and enhancing privacy, they are not intended as full privacy or blackout devices.



NEW


Customer may choose if the blind operator is on the right or left on windows.

- Blind slats are ½" wide.
- Internal blinds come with a 10-year Limited Warranty.
- Allow for additional lead time on your order.
- Blinds and grids not available together.
- Availability subject to size limitations.
- To operate blinds on a Casement or Awning window, the screen must first be removed.

MASTERFIT™ TRIM

Add the finishing touch to the interior of your window with the MasterFit trim system, complete with assembled frame extensions that interlock with mortise and tenon casing. The MasterFit trim system guarantees a precise, custom-fit and long-lasting factory applied finish.

Profiles



Mitered casing with high quality mortise and tenon corner locking system ensures strength and durability.



See the Special Order Casing Guide for more casing profile options. For available paint and stain color options, refer to provia.com.

Additional Trim Options



Traditional Interior Stop
1 1/8" W x 1/2" H



Modern Interior Stop
3/4" W x 1/4" H



Jamb Extension
2 1/2", 4 1/2", or 5 1/2" W x 3/4" H



Stool
4" or 6" W x 1" H



Shoemold Interior Stop
3/4" W x 1/2" H



Rosette
3 7/8"

ACCESSORIES







Sandstone Aspect™ 2-Lite Slider
Window with Profile™ SA locks
and Clear Glass

WARRANTY HIGHLIGHTS



BASIC WINDOW OR PATIO DOOR UNIT - LIFETIME TRANSFERABLE

The rigid vinyl components of the window or patio door are warranted against chipping, cracking, peeling, pitting, blistering, warping or delamination for as long as you own and live in the home in which the product was originally installed. This warranty is transferable to one subsequent purchaser.



HARDWARE - LIFETIME

ProVia® further warrants the moving parts, such as balances on double hung windows and locking mechanisms in all units, for as long as the original purchaser owns and lives in the home in which the product was originally installed, if those parts are not free from defects in material and workmanship under conditions of normal use and wear.



PATIO DOOR HANDLES - LIFETIME / 1 YEAR

ProVia further warrants all patio door handles with a Bright Brass, Satin Nickel or Aged Bronze finish against tarnishing for as long as you own and live in the home in which the product was installed.

Patio door handles with a painted finish, Flat Bronze, Modern Bronze or Antique Brass finish are warranted against flaking, checking, blistering or peeling for a period of (1) year from date of installation.




INSULATED GLASS UTILIZING SUPER SPACER® - LIFETIME

ProVia further warrants the insulated glass units utilizing Super Spacer in its vinyl windows or patio doors against defects resulting in material obstruction of vision as the result of film formation between the interior glass surfaces caused by failure of the air-tight seal, for as long as the original purchaser owns and lives in the home in which the product was originally installed. Small spots, marks, lint, and scratches not exceeding applicable glass manufacturing specifications imposed by Federal Specification 1036-90 will not constitute defects under this warranty.



GLASS BREAKAGE - LIFETIME

ProVia further warrants the insulated glass units utilizing Super Spacer in its vinyl windows or patio doors against breakage as follows: (1) If the glass in a properly registered and warranty covered unit breaks as the result of a manufacturing defect; (2) In the event of an accident in the home that is not covered by insurance or is of an amount that is within the insurance policy deductible, ProVia will replace the glass free of charge, for as long as the original purchaser owns and lives in the home in which it was originally installed. Glass breakage is not covered for insulated glass units with internal blinds or insulated glass units in Garden Windows.



SCREENS - LIFETIME

Further, ProVia will replace under normal conditions of use, for as long as the original purchaser owns and lives in the home in which the product was originally installed; for manufacturing defects, if the fiberglass, aluminum or stainless steel screening is not free from rotting, staining, or rusting. No warranty herein covers torn screen mesh caused by abnormal use, negligence, or other means not controlled by ProVia.



FLEXSCREEN® - LIFETIME

Further, ProVia will replace under normal conditions of use, for as long as the original purchaser owns and lives in the home in which the product was originally installed; for manufacturing defects, if the fiberglass screening is not free from rotting, staining, or rusting. No warranty herein covers torn screen mesh caused by abnormal use, negligence, or other means not controlled by ProVia.



INTERNAL BLINDS - 10 YEAR

Internal blind units are warranted against seal failure and defects in material and workmanship for a period of ten (10) years from date of installation.



BAY, BOW & GARDEN WINDOWS - 10 YEAR

Bay and Bow windows (frames and roof kits) and Garden Windows (frames, sashes, hardware and insulated glass units) are warranted against defects in material and workmanship for a period of ten (10) years from date of installation.



TRANSFERABLE WARRANTY

The Warranty on the basic window or patio door unit is transferable by the original purchaser to one subsequent purchaser for purchaser's personal residence provided the warranty transfer is completed within thirty (30) days after the date of transfer of ownership. Warranty transfers must be completed online at www.provia.com/warranty.



NON-RESIDENTIAL & MULTI-FAMILY APPLICATIONS

Where the structure in which the product is installed is not a single family residence occupied by the purchaser, or is owned by a public or private corporation for profit or non-profit, an unincorporated association or other business entity of any type recognized by law, a church, a school, a governmental or public authority, the time periods stated in this warranty shall be limited as follows: Basic Window or Patio Door Unit – 5 Year (non-transferable); Hardware - 1 Year; Insulated Glass – 10 Year (glass breakage not included); Internal Blinds – 5 Year; Screens – 5 Year; and Finishes – 1 Year.



COASTAL APPLICATIONS

For products that are installed in a Coastal region the time periods stated in this warranty shall be limited as follows: Non stainless steel hardware mechanisms in Casement Window & Patio Door units - 5 year mechanical warranty; Aged Bronze, Bright Brass or Satin Nickel Patio Door Handles – 10 Year Finish. Definition of Coastal Regions: For information and maps of Coastal regions please go to www.provia.com/coastalwarranty.



View the Complete
Warranty on
provia.com

DISCOVER MORE

WEBSITE

ProVia.com makes it easy to explore and compare numerous door, window, siding, stone or roofing options in a straightforward, interactive way. Configure a door or window, visualize products on your home, explore color palettes, and learn about different architectural styles—all from our innovative Design Center. Save your favorite products, colors, photos or ideas throughout the site into your own ProVia® portfolio for reference any time and share them across your favorite social media platforms. ▶

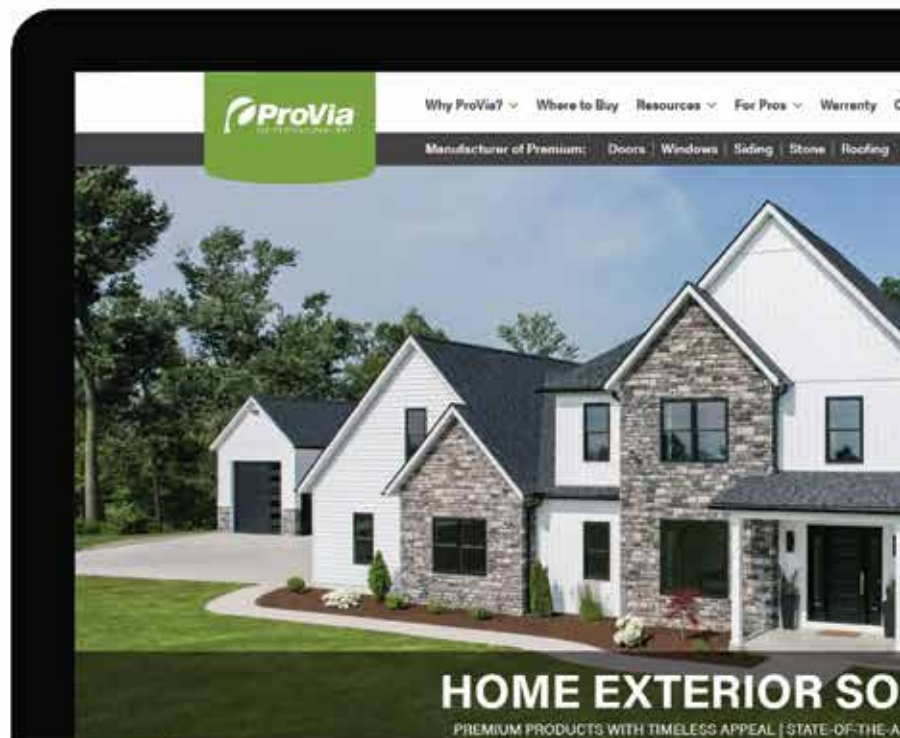


VISUALIZER

Let your imagination run free with this exterior home design tool. Select from a library of existing home styles or upload a photo of your own home.

In a few easy steps, update your siding color, add stone or metal roofing, configure windows, or create a one-of-a-kind entry door system.

Looking for professionally inspired color and product palettes? Apply one of our pre-selected Designer Collections to create a curb-appealing look. ▼





APP

Use the ProVia app to configure doors and windows or select from an extensive collection of vinyl siding, manufactured stone and metal roofing styles.

FEATURES

- Door and Window Configuration
- Vinyl Siding Profiles, Colors and Accessory Accents
- Manufactured Stone Styles, Color Palettes and Grout Options
- Metal Roofing Profiles, Trims and Colors
- Videos, Photo Galleries and Catalogs
- ProVia Dealer Locator



SOCIAL MEDIA

We love seeing how you apply our products to your home. Please share your photos with us. ▽





"To serve, by caring for details in ways others won't." It's not just our mission, but a way of letting our light shine every day at ProVia®. We continually strive to put these words into action by providing unmatched quality and service. The P-icon symbolizes each employee's commitment to devoting the utmost care, pride and quality into each building product we manufacture...it's The Professional Way.



At ProVia, we manufacture energy efficient products and exercise corporate environmental stewardship by recycling, reducing pollution emissions and much more. In fact, our company has received repeated awards from the Environmental Protection Agency such as Partner of the Year - Sustained Excellence for outstanding efforts in energy savings.



DOORS | WINDOWS
SIDING | STONE | ROOFING
provia.com

© 2025 ProVia
P-MK-02700-25 | 10/24

Distributed by: